

Merlin.web
Data management web application

Data You Can Understand

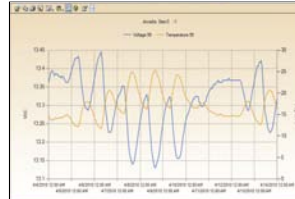
Merlin.web translates your field measurements into rich graphs viewable from your web browser, so understanding what your data means is easier and faster than ever before.

Merlin.web comes complete with built-in content security and user management that includes configurable "web parts" for reporting, graphing, and integration services, so you can better share and present your data.

Features

- *Credential Manager provisions access rights to any application aspects*
- *Works with a variety of databases without programming*
- *Ajax implementation allows for creation of interactive applications*
- *Drag and drop functionality reduces coding for your own web pages*
- *Localized to allow readers to view pages in native language*
- *Robust HTML editor permits web page revisions*
- *Caching improves page loading speed and reduces bandwidth usage*
- *Web services enables integration & communication with other systems*

Reporting and Displays



Merlin Chart



Create a Chart











Date	Time	Value
11/10/2009	11:00:00	10.00
11/10/2009	11:05:00	9.50
11/10/2009	11:10:00	10.20

Data Catalog



SiteHawk

Interactive Tools

-  **Merlin Chart**- Interactive plotting with scroll, zoom, export and QA/QC tools.
-  **Create a Chart**- Plot and apply math functions to correlate any 2 series.
-  **Data Catalog**- View all measurements at a glance and apply QA/QC filters.
-  **GeoTDR**- Plot Time Domain Reflectometry (TDR) waveforms to map cable deformations.
-  **Infopages**- Combine web pages with jpg images from Merlin.
-  **Admin Tools**- Add or remove users, assign roles, change page appearance.
-  **Data Rater**- Qualify data (bad, poor, good) for reporting.
-  **Stream Rating**- Apply rating curves to level measurements over specific date ranges.
-  **Reporting Tool**- On-demand or scheduled reports for you or your clients.
-  **Site Hawk**- Real-time mapping and overview of measurements and alarms.
-  **Instructional Videos**- Online training videos for Merlin.web webtools.